



2025 - 2027 VICTIMS OF CRIME ACT (VOCA) GRANT PROGRAM SOLICITATION

Application Deadline

March 13, 2025 by 6:00 p.m.

Program Manager

Moriah Pease - mpease@utah.gov

Grant Analysts

Pauli Romine - promine@utah.gov

Tiffany Mower - tmower@utah.gov

Melissa Wayment - mwayment@utah.gov

Shannon Arrington - sarrington@utah.gov

Table of Contents

AWARD INFORMATION	3
Award Summary	3
Funding Plan	3
Sexual Assault Service Set-Aside	3
Application Timeline	4
Grant Application Training	5
NEW VOCA Companion Guide	5
Registration for Utah’s Online Grants Management System (GMS) (New Applicants Only)	5
Intent to Submit Form Requirement	5
RFP Q&A Submission Process	5
APPLICATION SUBMISSION INFORMATION	6
Application Submission Requirements	6
Application Format and Organization	6
2025-2027 Application Requirements	6
APPLICATION INSTRUCTIONS	7
Applicant Information	7
Organization:	7
Statement of Problem and Need	8
Organizational Overview	8
Addressing Inequity	9
Program Plan and Budget Alignment	9
Evaluating Program Effectiveness	9
Record of Providing Effective Services	10
Program Plan	10
Allowable and Unallowable Costs	16
Budget Instructions & Funding Considerations	16
Application Checklist	20
Q&A Submission Form	20
Q&A Response Form	20

AWARD INFORMATION

Award Summary

Funding Source:	Victims of Crime Act (VOCA)
Funding Type:	Grant
Estimated Total Funding:	\$20,000,000 (over two years)
Expected Number of Awards:	Approximately 120
Award Type:	Competitive
Intent to Submit:	March 6, 2025
Registration Due:	March 6, 2025 (new applicants only)
Application Due:	March 13, 2025, 6:00 PM MST
Term of the Award	July 1, 2025 - June 30, 2027
Length of Award Period:	24 months

Funding Plan

The total funding available for this RFP is \$20,000,000 over two years. Of these funds, at least 10% must go toward Domestic Violence, 10% toward Sexual Assault, 10% toward Child Abuse, and 10% toward Underserved Communities. Additionally, \$600,000 will support new programs that are not currently receiving VOCA funding. All awards must support the purposes of the Victims of Crime Act of 1984 (VOCA). All awards depend on available funds, VOCA requirements, and any changes required by law.

Sexual Assault Service Set-Aside

Ten percent (10%) of the total VOCA funding will be designated exclusively for Sexual Assault Services. Programs whose sole purpose is to provide services for sexual assault and rape victims, with a primary focus on adult survivors, are eligible to apply for this funding. Programs that do not meet this specific eligibility requirement but wish to incorporate sexual assault services into their broader offerings may request support for these services within their general VOCA application. Before applying, programs should coordinate with existing services in their area to ensure alignment with established community response processes.

Application Timeline	
ACTION	DATE
Notice of Funding Opportunity (NOFO)	1/7/2025
Online RFP Training	1/28/2025
Deadline- Register in Utah GMS (new applicants only)	3/6/2025
Deadline - Intent to Submit Letter	3/6/2025
Questions/Technical Support	1/29 - 3/6/2025
Application Due	3/13/2025, 6:00 PM
Application Review	3/17 - 5/30/2025
Preliminary Award Notification	6/2 - 6/4/2025
Grant Revisions	6/2 - 6/25/2025
All Contracts Finalized/Award Letters	6/26 - 6/30/2025
Grant Program Begins	7/1/2025


Grant Application Training

Training materials and recorded modules to assist you in completing your application are available here: [UOVC Grant Solicitations](#)

If extenuating circumstances, such as lack of internet access, prevent your program from accessing the information, please contact UOVC to request alternative training options. We are committed to ensuring all applicants can fully participate.



NEW VOCA Companion Guide

The new  VOCA Companion Guide is an essential resource for applicants and awardees, providing clear definitions and comprehensive guidelines to assist with both applying for and managing VOCA awards. It is highly recommended to read through or reference the guide while completing your application, as it ensures clarity, compliance, and confidence throughout the process.

Registration for Utah's Online Grants Management System (GMS) (New Applicants Only)

New applicants must contact Moriah Pease, Program Manager, at mpease@utah.gov to complete their agency account registration in Utah's Grants Management System (GMS). The registration deadline for new applicants is **March 6, 2025**. When reaching out, please provide the following information: the agency's name, address, email, phone number, and the contact person's name, email, phone number, and position. Once your information is submitted, you will receive further instructions on accessing the system and starting the application process.

Intent to Submit Form Requirement

All applicants are required to complete the [2025-2027 Intent to Submit Form](#) as part of the application process. The form must be submitted no later than **March 6, 2025**.

RFP Q&A Submission Process

To ensure transparency and fairness, all questions about this RFP must be submitted using the designated [Q&A Submission Form](#). Questions submitted via other formats (e.g., email, phone) will not be addressed, and you will be redirected to the form.

Questions will be publicly answered and available on the [Q&A Response Form](#) until **Tuesday, March 6, 2025, at 6:00 PM MST**.

For technical issues with the GMS, please contact Moriah Pease at mpease@utah.gov.

APPLICATION SUBMISSION INFORMATION


Application Submission Requirements

All applications must be submitted through Utah's **Online Grants Management System (GMS)** by **6:00 PM (MST) on Thursday, March 13, 2025**. Late submissions will not meet the mandatory requirements of the RFP and will be rejected.

Applications must be completed and submitted via the GMS platform at <https://utvictimsofcrime.force.com> following the submission instructions outlined in the RFP. This includes uploading all required documents directly to the GMS.

Please note: Alternative submission methods will only be accepted if prior approval has been granted by UOVC. Ensure all required documents are properly uploaded to the GMS, as submissions outside of GMS without approval will not be considered.

Application Format and Organization

These grant application instructions, along with the  **VOCA Companion Guide**, provide all the necessary forms and detailed information for completing your application for 2025-2027 UOVC grant funding. All sections must be completed unless the application explicitly states that they may not apply to your agency.

Each program is required to submit a single two-year application through the **UOVC Grant Management System (GMS)**.

2025-2027 Application Requirements

1. Applicant Information

2. Application Information

- Statement of Problem, Need, and Collaboration
- Program Plan (for both Year 1 and Year 2)

3. Required Files and Additional Attachments

- Prescreen Questionnaire*
- SAM Verification*
- Grant-Funded Employee Job Descriptions*
- Agency Budget Tracking Form*
- Organization Chart*
- Required VOCA Information*
- Letter of Collaboration*
- Record of Providing Effective Services*
- Verification of 501(c)(3) Status (required for new nonprofit applicants only)

- Roster of Governing Board (for nonprofit organizations)
- Agency Travel Policy (if applying for travel/training expenses)
- Agency Emergency Fund or Direct Aid Policy (if applicable)
- Rental Deposit Policy (if applicable)
- Office Space or Vehicle Depreciation Details (if applicable)
- Contracts (if applying for contracted fees)

**indicates the document is required for all applicants.*

4. **Budget** (Separate budgets for each year):

- Year 1 (July 1, 2025 - June 30, 2026)
- Year 2 (July 1, 2026 - June 30, 2027)

APPLICATION INSTRUCTIONS

Navigate to the UOVC Grants Management System:
<https://utvictimssofcrime.force.com>. Select the correct
 funding source and click the Apply button:

VOCA (Victims of Crime Act)
 Click Here to Apply

The entire application must be completed before it will allow you to submit. You may save an incomplete application and return to it later.

Throughout the application, you will notice information icons strategically placed to provide additional guidance and clarification.



Applicant Information

Organization:

- Verify that the agency information is accurate, including the organization name, phone number, and mailing address.
- Enter the organization's Unique Entity Identifier (UEI) and Tax ID or Employee Identification Number (EIN).
- Review your agency's financial records for the preceding fiscal year. Determine if: 80% or more of your annual gross revenues were received from Federal awards and your agency received \$25,000,000 or more in total Federal awards.
- If your agency budget exceeds 80% in federal awards, you are required to provide the names and total compensation of the five most highly compensated officers of your organization. This information is required by the Transparency Act and is not publicly

accessible. Please refer to 2 C.F.R. Part 170 for detailed reporting requirements on executive compensation.

Primary and Financial Points of Contact:

- Complete the primary and financial points of contact fields for the grant application. These individuals will be responsible for managing communication, overseeing compliance, and addressing any questions or requirements related to the grant.

Project

- Project Short Title: Enter the title in the following format: Agency Name, Program Type, Grant Type, Two-Year Cycle (2025 - 2027).
- Indirect Cost Rate: Applicants may include an indirect cost rate of up to 15% under the de minimis rate standard. This rate must remain consistent across all federal grants awarded by UOVC. Indirect costs will be allocated up to the first \$50,000 in the contracted fees category.
- Project Short Description: Provide a brief 2-3 sentence description of your program.
- The Project Period Dates should be entered as Start Date: July 1, 2025 and End Date: June 30, 2027.
- Agency Type: Select the agency type from the dropdown menu that best describes your organization.

Application Info



Statement of Problem and Need

In this section, it is essential to respond thoroughly yet concisely to each question. The questions below are designed to provide a clear picture of the problem, need, and collaborative efforts of your program.

This is a heavily scored area in the review process, so it is crucial to incorporate all elements of each question in your responses. Be specific and detailed, ensuring your answers are comprehensive while staying focused on the requested information. Clear and complete responses will help reviewers fully understand the purpose, impact, and collaborative approach of your program.

Organizational Overview

1. **Question:** Tell us about your organization: its mission, how long it has existed, the programs you offer, and who benefits from your services.

Instructions: Use this section to provide a clear and concise description of your organization. Highlight your mission, how long your organization has been in operation, the key programs you offer, and the populations that benefit from your services. This will help reviewers understand the purpose and scope of your organization's work.

Victimization Focus

2. **Question:** What type(s) of victimization will this project focus on? What challenges do these victims face, and how will the funding help meet their specific needs?

Instructions: Explain the type(s) of victimization your funding request focuses on. Describe the challenges these victims face and the specific needs the funding will address. Focus on the victims' perspective rather than just the services your organization provides to convey the purpose and impact of your request.

Addressing Inequity

3. **Question:** What steps will you take to ensure communities impacted by inequity are made aware of and have access to your agency's services?

Instructions: Detail the specific steps your organization will take to ensure underserved communities—including communities of color, culturally specific groups, tribal communities, and other marginalized populations—are aware of and can access your services. Include outreach methods, partnerships, and engagement strategies to illustrate how you will effectively connect with these communities.

Program Plan and Budget Alignment

4. **Question:** How does the program plan and budget in this request specifically address the needs of the victims served by this program?

Instructions: Describe how the goals and budget outlined in your request align with and address the needs of the victims your program serves. Explain the roles of funded positions and how they contribute to achieving program objectives. Highlight any innovative practices you plan to implement, helping reviewers understand how your approach supports victims effectively.


Evaluating Program Effectiveness

5. **Question:** What strategies does your program use to evaluate its effectiveness and improve services?

Instructions: Explain how you will measure the success of your project. Examples include

tracking client outcomes through surveys, interviews, focus groups, or reviewing records and reports. Describe how this data will help you assess whether your project is meeting its goals and making a meaningful impact.

Record of Providing Effective Services

6. To demonstrate that your program provides effective services, attach data or evidence showing how you have successfully supported victims. For returning agencies: Upload progress reports from the past year to meet this requirement. See instructions to download these reports:  [How to Save a Status Report.pdf](#) . For new agencies: Include examples such as key milestones, the number of clients served, service delivery metrics, program evaluations, compliance reports, stakeholder surveys, or outcomes that show improvements in client well-being or access to resources. Use the “Files” tab in the application to upload your documents.

Program Plan

The Program Plan serves as your detailed "game plan" for how VOCA funds will be used. It provides a clear and concise overview of your program's goals, objectives, activities, and timeline. This section is critical for demonstrating to reviewers how you will implement your program effectively. Goals and objectives should focus on meaningful activities that directly contribute to your program's mission and create measurable impact, rather than routine tasks like attending meetings or distributing materials. They should clearly define the desired outcome, demonstrate how they will improve services or client outcomes, and include measurable results to track success.

During the 2025 -2027 grant cycle, progress reporting will occur **semi-annually** (July - December & January - June). Ensure your plan aligns with this reporting structure by setting achievable milestones.

The components of the Program Plan are outlined below:

Goals: Pick one broad goal from the list of six Federal Program Purposes.

Goal Type:

- Select specific goal types from the drop-down menu.
- Clearly explain what the numbers you include represent (e.g., the number of services provided, victims helped, or other measurable results).
- Enter the number of people or services you plan to provide:
 - **Year 1 (Y1):** For the 2025-2026 program year.
 - **Year 2 (Y2):** For the 2026-2027 program year.

Activities and Methods: Use the space provided to explain the specific actions you'll take to

meet your goal types. Describe exactly how these activities will be done and how they will help you reach your goals.


Position Responsible for Goal Performance: List the position titles of the grant-funded staff responsible for carrying out these activities.

Required Files

In the Required Files tab you will upload the necessary files to complete your application. Files required for all applicants are marked with a red asterisk (*). Other files are only required if they apply to your agency or funding request. UOVC provided forms are available on our [Grants Solicitation](#) page. **All required files must be uploaded to either the application or agency profile. UOVC provided forms are available on the UOVC Grants Solicitation page.**



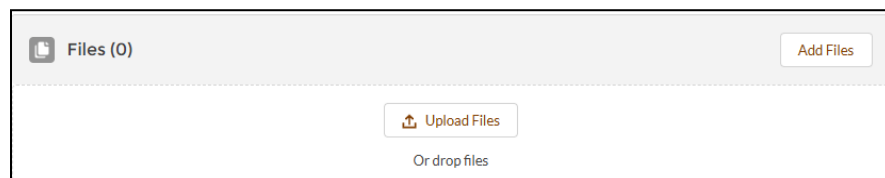
UOVC is offering a new option to upload required documents that do not commonly change between funding cycles and apply to multiple funding requests. These documents can be uploaded to the agency's profile rather than each individual application. To do this, navigate to the top right-hand corner to the icon seen here. Click the icon and select Account






Now, click on the "Related" tab shown like this:



Here, you can upload any documents that are required for all applications and typically remain consistent across submissions such as policies, 501(c)3, W9, Roster of Governing Board, and Organizational Chart:




1.  **Pre-Screen Questionnaire:** Complete the VOCA Application Pre-Screen Verification form by ensuring responses are accurate and reflect your agency's current practices. If any question is answered with "no," provide a clear justification explaining why your agency should still proceed in the screening and allocation process. Carefully review all responses and attachments before submitting this form as part of your application, as it is critical in determining your agency's eligibility for VOCA funding.
2.  **SAM Verification:** Upload verification of your agency's active SAM account by logging into your sam.gov account, click on "Actions" and then download as a PDF.
3. **Grant funded employee and volunteer job descriptions:** Provide a job description for each employee or volunteer position funded through the grant. Each description should include the position title, key responsibilities, and qualifications or skills required. Ensure the activities described reflect the most up-to-date responsibilities for this position.
4.  **Agency Budget Tracking Form:** To complete the Agency Budget Tracking Form, enter your agency's name and specify the most recent fiscal year with complete data. For each funding source (Federal, State, Private, and Donations), provide the total dollar amount received. Include the total amount of your agency's combined budget from all sources. In the narrative section, describe efforts to increase or diversify resources, such as engaging with city councils or exploring additional funding opportunities for financial sustainability. Finally, review all entries for accuracy before submitting the completed form.
5. **Organization Chart:** An organization chart should clearly represent your agency's structure, starting with top leadership (e.g., Executive Director or CEO) and working down to department heads and staff. Ensure all positions funded by the grant are included and clearly identified, such as program coordinators or outreach specialists. Use lines to show reporting relationships and make the chart easy to read, avoiding clutter. The chart should reflect the hierarchy, with clear labels for each role, and fit onto one page. Choose a layout that best represents your organization's structure, ensuring clarity and readability.
6. **Required VOCA Information:** To complete the Required VOCA Information Form, project the number of victims you anticipate serving by crime category, ensuring these projections are specific to the VOCA-funded project you are proposing. Carefully follow the "Instructions" tab within the form, which provides detailed guidance for accurate completion. As you input the number of victims served, percentage calculations for each

category, and dollar amounts will automatically populate. The form must be completed for both Year One and Year Two, reflecting realistic expectations for the funding period.

7. **Letter of Collaboration:** Applicants are required to provide detailed information about their collaboration with partnering agencies to enhance victim services within the community. First, list the names of the partnering agencies involved in the project. In the next section, describe the local service landscape and identify any unmet needs within the area. Detail how the partnering agencies will coordinate their efforts to address these needs and strengthen victim services during the project period. Be specific about how these agencies will collaborate beyond Multidisciplinary Teams (MDT) or Coordinated Community Response (CCR) meetings.

Next, outline the frequency of collaboration meetings and the key participants from each agency, including their roles and responsibilities. Finally, ensure that representatives from each partnering agency complete the signature section, certifying that they have consulted during the application development process to ensure the safety, confidentiality, and economic independence of victims. Each partner must include the agency name, contact name, title, phone number, email, and signature with the date.



8. **Record of Providing Effective Services:** To demonstrate that your program provides effective services, attach data or evidence showing how you have successfully supported victims. For returning agencies: Upload progress reports from the past year to meet this requirement. See instructions to download these reports:  [How to Save a Status Report.pdf](#) . For new agencies: Include examples such as key milestones, the number of clients served, service delivery metrics, program evaluations, compliance reports, stakeholder surveys, or outcomes that show improvements in client well-being or access to resources. Use the “Files” tab in the application to upload your documents.
9. **501c3 (new non-profit only):** Non-profit applicants should upload their most updated 501(c)(3) status.
10. **Roster of Governing Board (non-profit only):** The current roster of your governing board should include a complete list of all board members, including their full names and titles or roles (e.g., Board Chair, Treasurer, Secretary). Be sure to provide contact information, such as an email address or phone number, for each member. The roster must be up to date and accurately reflect the board's current membership at the time of the application.

UOVC strongly encourages agencies to maintain best practices by ensuring the Executive Director does not serve as the Board President, as separating these roles is important for preserving effective internal controls. Please note that failure to adhere to this practice may affect your agency's eligibility for funding.

- 11. Agency Travel Policy (if applicable):** All budget requests for training or travel must include an attached copy of your agency's travel policy. This policy should outline the procedures, guidelines, and any restrictions related to travel, including how travel expenses are managed, approved, and reimbursed. If your agency is requesting travel or training reimbursement above the state rate, you must provide a copy of your agency's policy that supports your requested rates. Ensure that the travel policy is clear, well-organized, and properly uploaded as part of your request.
- 12. Emergency Funds and/or Direct Aid Policy (if applicable):** Applicants must provide a policy outlining how their agency distributes emergency funds or direct aid to individuals in crisis. The policy should cover the purpose, eligibility criteria, application and approval processes, disbursement procedures, documentation and record-keeping, limits on assistance, and monitoring practices. This ensures funds are distributed fairly, transparently, and in alignment with program goals. For detailed guidance on creating this policy, refer to the Companion Guide.
- 13. Rental Deposit Policy (if applicable):** Applicants may use funds for housing security deposits only if their agency has a policy in place to make reasonable efforts to reclaim deposits when a client is no longer accessing housing. This policy must outline the process for recovering deposits, including communication with landlords, timelines for reclaiming funds, and procedures for documenting these efforts. Additionally, the policy must be submitted to UOVC for approval prior to using funding for security deposits. Ensure the policy is clear, actionable, and aligns with your agency's financial management practices.
- 14. Office Space:** When requesting funding for office space, you must provide documentation supporting the fair market value of the resource. Include a detailed estimate of its fair market value, supported by documentation such as comparable rental rates, appraisals, lease agreements, or letters from real estate professionals. Ensure all documentation is clear, organized, and accurately reflects the resource's value.
- 15. Contracts (if applicable):** If your funding request includes contracted services, rental agreements, or similar arrangements, you must include the relevant contracts in your application. These documents should outline the scope of services, terms, and payment details to ensure compliance with funding requirements. If a contract is not yet in place, you may submit it later in the award year once it is obtained. However, the contract

must be submitted and approved before any funding is spent on the associated expenses.

Project Budget

As you prepare your budget for this grant application, we encourage you to focus on your program's essential needs to effectively deliver the proposed services. Applicants can request up to \$500,000 per year (\$1,000,000 for two years). Please keep in mind that VOCA funding at the federal level has significantly decreased. While we strive to support as many programs as possible, adjustments to funding levels may be necessary to align with these reductions. We recommend prioritizing your most critical expenses, streamlining costs where possible, and ensuring your budget aligns with VOCA funding priorities.



During the 2025–2027 grant cycle, UOVC is implementing a **mandatory match waiver for VOCA funding**. As part of this requirement, applicants should not include any match items in their budget or program plan. This change is designed to enhance program accessibility and reduce the administrative workload, allowing agencies to focus more on delivering essential services to victims.

To enter your budget for both Year 1 and Year 2 in the Grants Management System (GMS), navigate to the **Budget** tab and select the appropriate year. For each expense, click the **plus icon** (+) next to the relevant budget category. Provide all required details for each line item, including the cost, quantity, and type of item or service being requested.

Category	Total Federal Dir...	Remaining Federal	Total In-Kind	Remaining In-Kind	Total Cash Match	Remaining Cash ...		
Personnel	\$0.00	\$0.00	\$0.00	\$0.00	\$0.00	\$0.00		
Fringe Benefits	\$0.00	\$0.00	\$0.00	\$0.00	\$0.00	\$0.00		
Travel	\$0.00	\$0.00	\$0.00	\$0.00	\$0.00	\$0.00		



This year, the Budget Justification Form has been replaced by a text box included with each budget line item in the online system. For each expense, you will now provide a justification directly in the designated text box. Be sure to include a clear and detailed explanation of why the item or service is necessary and how it aligns with the program's goals. This process applies to all budget line items, ensuring expenses for both years are accurately entered and justified.

Allowable and Unallowable Costs

VOCA victim assistance funds are restricted for those direct services which respond to the immediate needs of crime victims, so that the severity of the psychological trauma is reduced; assist the victim in participating in the criminal justice process; and help restore the victim's sense of dignity, self-esteem, and coping mechanisms. Those costs that are necessary and essential to providing these direct services may be supported with VOCA victim assistance grant funds. Refer to the [Draft VOCA Companion Guide](#) for an extensive list of allowable and unallowable costs. Ineligible expenses will not be considered. Proposed projects must be in accordance with [Federal VOCA Requirements](#), the [DOJ Grants Financial Management Guide](#), and [2 CFR 200](#).

Budget Instructions & Funding Considerations

- **Personnel:** For each position included in the budget request, provide the following:
 - **Planned Employees Attending:** Clearly identify the title of the position (e.g., Case Manager, Program Coordinator) in both the Planned Employees Attending and Title fields.
 - **Total Yearly Salary:** Enter the total annual salary for the position, representing what the agency will pay for the position in a year.
 - **Grant Yearly Salary:** Indicate the portion of the total salary that will be covered by the grant during the grant year.

Starting this grant cycle, applicants are no longer required to associate a specific individual with a requested position at the time of application. Focus on accurately detailing the position's role and funding requirements.

Additionally, **for each line item in every category**, choose the appropriate funding source and provide a detailed explanation in the budget justification box. Double-check all information for accuracy before saving the entry.

Funding Considerations: Our funding considerations focus on ensuring programs can effectively provide core victim services with sufficient staff to manage reasonable caseloads while delivering trauma-informed care to both victims and themselves. Positions funded should have adequate time to make a meaningful impact within the program. Ideally, positions should be allocated at 0.25 FTE (full-time equivalent) or higher to ensure sufficient time and focus on service delivery, except for shared administrative roles where smaller allocations may be appropriate. These priorities are designed to support sustainable, impactful programs that meet the needs of victims and promote staff well-being.

- **Fringe Benefits:** For each position that you will be requesting benefits, select the correct position by using the Award Detail drop down. To find the position, you must have the correct corresponding funding source selected.
 - **Yearly Agency Benefit Cost:** Enter the total Yearly Agency Benefit Cost, representing what the agency will pay for the position's benefits in a year.
 - **Yearly Grant Benefit Cost:** Indicate the portion of the total benefit cost that will be funded through the grant during the grant year.

Select the applicable benefits that your agency will provide. If you select "Other," provide a detailed explanation in the justification box.

Funding Considerations: Our funding considerations for fringe benefits align with the focus on supporting personnel who provide core victim services. Fringe benefits should ensure staff have access to necessary support, such as health insurance, retirement contributions, and other essential benefits, to maintain their well-being while delivering trauma-informed care. Benefits should reflect the allocation of funded positions, ensuring resources are proportionate to the time and effort dedicated to impactful service delivery.

- **Travel:** When entering travel expenses in your budget, ensure all costs are itemized by specific purpose and accurately reflect associated costs.
 - **Car Mileage:** Provide the total miles anticipated and the reimbursement rate per mile.
 - **Gas Rate:** Include costs for gas if applicable.
 - **Airfare:** Itemize anticipated airfare costs, including round-trip estimates.
 - **Rental Car Rate:** Specify the rental car rate and the expected duration of use.

Client-related mileage and training-related mileage should be entered as two separate line items. All travel-related costs must be necessary for the program's operation and reasonable in nature. Clearly explain the purpose of each expense in the budget justification box.

Funding Considerations: Travel funding will consider activities that enhance victim services, including mobile client response, engagement with community partners, and staff training. Priority is given to travel for grant-funded staff and in-state training opportunities, as these are often the most cost-effective and impactful.

While applicants are encouraged to focus on these priorities, requests for out-of-state travel or for non-grant-funded staff may be considered if accompanied by a compelling justification demonstrating the critical need and alignment with program goals. However, approval of such requests is not guaranteed. Applicants should clearly explain the importance and anticipated outcomes of the travel in the budget justification box.

- **Equipment:** For equipment expenses, include items with a per-unit cost of \$10,000 or more that are necessary for the operation of the program. Provide a detailed description of each item to be purchased, including the quantity, price, and how the equipment supports program goals. Items with a unit price under \$9,999.00 should be categorized as supplies, not equipment.

Funding Considerations: Equipment funding will consider emergent needs that are essential for delivering core victim services. Only requests for equipment that directly support program goals and address immediate, urgent needs will be considered. Non-essential or non-urgent equipment requests will be lower priority.

- **Supplies:** List the item or group of supplies requested, the quantity, and the unit price. Only include supplies that are expendable or will be consumed during the project. Ensure all listed supplies are necessary for program operations and align with project goals. If you group items together, like “Office Supplies”, ensure you give a summary of what those items will be in the justification box.

Funding Considerations: Funding for supplies will consider items that directly support core services and are essential for the effective delivery of victim services. Only supplies that are well-justified and necessary for program operations will be considered. Requests should demonstrate how the supplies align with project goals and contribute to the overall success of the program.

- **Contracted Fees:** When requesting contracted fees, provide the following details based on the type of contract:
 - **For individual contracts:** List the type of services provided, the individual’s name, their hourly or daily rate, and the total amount of time (hours or days) for which the service will be provided.
 - **For contracts with firms:** List the type of services offered and the total contract cost. This should include any pro-rated audit costs if applicable.

All contracted fees must comply with the federally allowed rate of \$81.25 per hour or \$650 per day. Contracted fees cannot be used to cover any contractor’s training, travel, equipment, or supplies.

If your agency is requesting an increase in your contracted rates, include a justification letter with your application outlining the need for the increase. Attach 3–5 pieces of written documentation from local contracted providers serving the grant-identified population, specifying their contracted rates. Alternatively, you may request to use the current CVR rate for therapy.

Please note that UOVC requires the approved contracted rate to be applied uniformly across all grant funding sources, including federal, state, local, and private grants.

Per federal guidelines, indirect costs can only be applied to contracted fees up to \$50,000. If your request exceeds this amount, please contact Program Manager Moriah Pease at mpease@utah.gov for guidance.

- **Training:** Itemize training expenses by specific purpose and provide the basis for computation. Include details such as meals, lodging, registration fees, number of days, number of hotel rooms, and the number of attendees. Indicate what positions will be attending the training. All training-related expenses must be necessary and reasonable.

This is a list of [Pre Approved In State Training](#) opportunities for victim service providers. For other training options, please provide specific information such as websites or brochures, along with a justification for how the training will meaningfully or effectively enhance victim services.

Do not enter "TBD" in your training/travel budget. You must either list a "Pre-Approved In-State Training" from the UOVC-provided list or identify a specific training you plan to attend. Changes to the training plan can be made later in the award year with prior UOVC approval.

Funding Considerations: Consideration is given to training for grant-funded staff and in-state training opportunities, as these are often the most cost-effective and impactful. While applicants are encouraged to focus on these priorities, requests for out-of-state training or for non-grant-funded staff may be considered if accompanied by a compelling justification demonstrating the critical need and alignment with program goals. However, approval of such requests is not guaranteed. Applicants should clearly explain the importance and anticipated outcomes of the training in the budget justification box.

- **Other:** The "Other" category is for costs that do not fit into the predefined budget categories. Examples include Emergency or Direct Client Aid funding and housing or rental assistance. Similar items should be grouped together, and a detailed description, including the purpose and necessity of the expenses, must be provided in the justification box. Ensure all items align with program goals and demonstrate their impact on supporting victims.

Funding Considerations: Our funding considerations include costs such as Emergency or Direct Client Aid and housing or rental assistance, which directly support victims of crime. Funding requests should be reasonable, well-justified, and reflect expenses that can be effectively utilized within the grant year. Priority will be given to expenses that align with program goals and demonstrate a clear, immediate benefit to victims.

Application Checklist

Applicants must submit a fully executed application to UOVC, including all required supporting documentation.

Complete	Section	Task	Due Date
<input type="checkbox"/>	Pre-Application	Grants Management System Registration (New Applicants Only)	March 6, 2025
<input type="checkbox"/>	Pre-Application	Intent to Submit Form	March 6, 2025
<input type="checkbox"/>	Pre-Application	Q&A Submission Form Q&A Response Form	Up to March 6, 2025
Application			
<input type="checkbox"/>	Applicant Information	Ensure this section of the application is fully and accurately completed	March 13, 2025
<input type="checkbox"/>	Application Information	Ensure this section of the application is fully and accurately completed	March 13, 2025
<input type="checkbox"/>	Required Files	Prescreen Questionnaire*	March 13, 2025
<input type="checkbox"/>	Required Files	SAM Verification*	March 13, 2025
<input type="checkbox"/>	Required Files	Grant-Funded Employee Job Descriptions*	March 13, 2025
<input type="checkbox"/>	Required Files	Agency Budget Tracking Form*	March 13, 2025
<input type="checkbox"/>	Required Files	Organization Chart*	March 13, 2025
<input type="checkbox"/>	Required Files	VOCA Required Information*	March 13, 2025
<input type="checkbox"/>	Required Files	Letter of Collaboration*	March 13, 2025

<input type="checkbox"/>	Required Files	Record of Providing Effective Services*	March 13, 2025
<input type="checkbox"/>	Required Files	Verification of 501(c)(3) Status (required for new nonprofit applicants only)	March 13, 2025
<input type="checkbox"/>	Required Files	Roster of Governing Board (for nonprofit organizations)	March 13, 2025
<input type="checkbox"/>	Required Files	Agency Travel Policy (if applying for travel/training expenses)	March 13, 2025
<input type="checkbox"/>	Required Files	Agency Emergency Fund or Direct Aid Policy (if applicable)	March 13, 2025
<input type="checkbox"/>	Required Files	Rental Deposit Policy (if applicable)	March 13, 2025
<input type="checkbox"/>	Required Files	Office Space or Vehicle Depreciation Details (if applicable)	March 13, 2025
<input type="checkbox"/>	Required Files	Contracts (if applying for contracted fees)	March 13, 2025
<input type="checkbox"/>	Budget	Year one	March 13, 2025
<input type="checkbox"/>	Budget	Year Two	March 13, 2025